



PURIFUME FUME HOOD

Duct type fume hood discharging toxic fume, hazardous gases, vapors and dusts through ducting system to secure safe laboratory environment

- By pass type fume hood

STANDARD SPECIFICATION



Model	PURIFUME 1200	PURIFUME 1500	
Size	Inner(W x D x H)mm	1000 x 610 x 1000	1300 x 610 x 1000
	Out(W x D x H)mm	1200 x 866 x 2376	1500 x 866 x 2376
	Weight(Kg)	194	235
	Base Stand(mm)	Stand 757	
Type	Bypass air type		
Controller	Standard : Lamp, blower On/Off Switch		
Sash	Weight balanced sliding tempered safety glass		
Base Stand	Storage Cabinet		
Inside Material	Phenol laminate		
Outside Material	Epoxy powder coated steel plate		
Worktop Material	Phenol laminate		
Duct	Ø200 / Ø250 / Ø300		
Gas Valve	1EA		
Water Valve	1EA		
Air Valve	1EA		
Consent	220V x 2EA(Right), 110V x 2EA(Left) with reinforced cover		
Sink	Cup sink(PP, 190L x 110D x 170Hmm) x 1EA		
FL Lamp	20W x 1EA		
Power	AC 230V, 60Hz, 1Phase		
	AC 230V, 50Hz, 1Phase		
Power Consumption	20W (505W in a blower option)		
Safety	Separate earth leakage circuit breaker		

● ● ● **MAIN FEATURE**

● **Special quality material applied to reduce risk of damage caused by chemicals**

Durability of product is much improved by applying phenolic laminate, which has chemical resistance, heat resistance and moisture resistance, to worktop and inner walls.

● **Convenient base cabinet for various functions**

- Maintenance can be easily carried out due to electricity distribution box located in the base cabinet.
- It is possible to use for storage laboratory appliance.

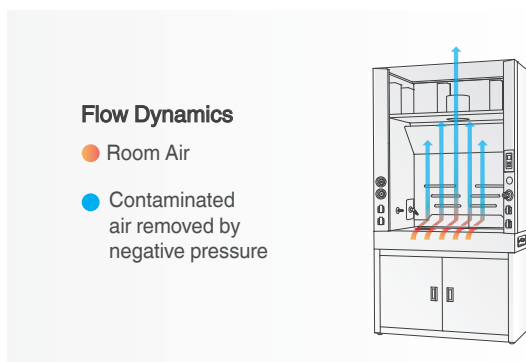
● **Optimized exhausting system**

It aims for much strengthened safety by eliminating risk of explosion caused by volatile gases and minimizing damage to product by over-current.

● ● ● **SAFE GUARD**

Optimal interior structure for safe exhaust

- As designed to meet ideal bypass and airfoil structure, it prevents generating turbulence at bottom surface.
- Baffled structure helps efficient exhaust.



● ● ● **PART DESCRIPTION**

Explosion-proof FL lamp
To get rid of risk of explosion inside work area

One-touch gas fitting
Easy and quick connection

Electricity distribution box
Electrically safer with each electrical component independently connected to main power.

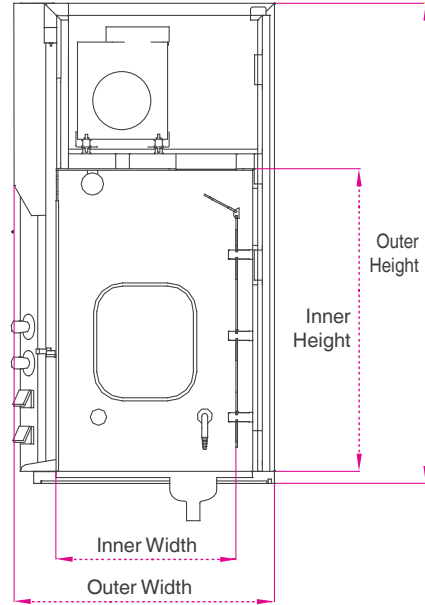
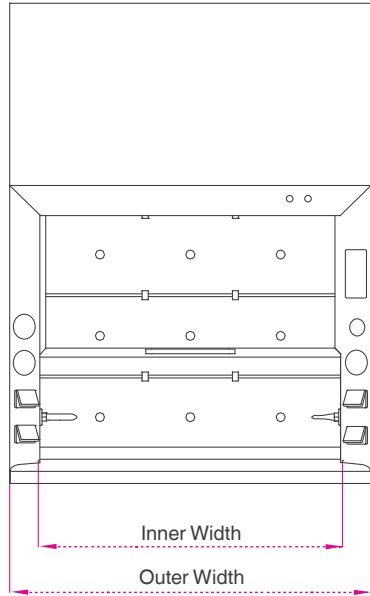
Full phenolic laminate interior

Corrosion-free valves and fitting
Seamless design to reduce gas emission

Water-proof socket
110V (left), 220V (right)

Cup sink for water usage

••• DIMENSIONAL INFORMATION



••• OPTIONAL ACCESSORIES



Square Sink



Sirocco Blower

• • • **ORDER INFORMATION**

DIVISION	ITEM	ORDER CODE		
		PURIFUME 1200	PURIFUME 1500	
PRODUCT	Main Body	PFM-12-MB	PFM-15-MB	
OPTION	Blower (Sirocco type1/4HP / 1/2HP)	PFM-12-OP1	PFM-15-OP1	
	Add. Gas Valve & Cock	PFM-12-OP4	PFM-15-OP4	
	Add. Water Valve & Cock	PFM-12-OP5	PFM-15-OP5	
	Add. 220V Consent	PFM-12-OP6	PFM-15-OP6	
	Add. 110V Consent	PFM-12-OP7	PFM-15-OP7	
	• Square Sink (540 * 335* 240 mm)	PFM-12-OP8	PFM-15-OP8	
	Extra Hole	PFM-12-OP9	PFM-15-OP9	
	Duct Material(4 meter)	PFM-12-OP10	PFM-15-OP10	
	SPARE	FL Lamp(20W/30W)	PFM-12-SP1	PFM-15-SP1
		Cup Sink(PP)	PFM-12-SP2	PFM-15-SP2
Square Sink(PP)		PFM-12-SP3	PFM-15-SP3	
Trap(PP)		PFM-12-SP4	PFM-15-SP4	
Gas Valve		PFM-12-SP5	PFM-15-SP5	
Gas Cock		PFM-12-SP6	PFM-15-SP6	
Water Valve		PFM-12-SP7	PFM-15-SP7	
Water Cock		PFM-12-SP8	PFM-15-SP8	

• These options must be ordered before confirmation of order because it's not possible to modify later